



Mrs. Rutnik's Kindergarten Supply List

Take advantage of the summer sales:

SUPPLIES : A beach towel for resting	A double pocket folder	Pencils scissors
A smock (Old shirts are fine)	Two boxes of tissues	Dry Erase Markers
ten glue sticks	A backpack	Sandwich size ziplock Bags
Gallon size ziplock bags	Baby wipes	24 pack of crayons

PLEASE LABEL YOUR CHILD'S CLOTHING, MITTENS, HATS, etc. BOOK BAGS SHOULD BE LABELED ON THE INSIDE SO STRANGERS CANNOT READ YOUR CHILD'S NAME.







School Supplies For Mrs. Barry's Kindergarteners



- 2 boxes of Kleenex
- 1 can of shave cream
- 1 pack of thick dry erase markers
- 20 glue sticks
- Scissors
- 1 box of baby wipes
- 2 plastic coated folders
(1 blue and 1 any color)
- An art smock
- 5 primary pencils
- 1 roll of paper towels
- 1 composition notebook
- 1 box of 24 crayons
- 1 pencil box for supplies
- 1 box gallon size storage bags
- 1 box sandwich bags (zip type)
- Daily snack
- Towel or small blanket to rest on



SCHOOL SUPPLIES

for

Mrs. Christiansen's First Graders!

The following should be labeled with your child's name:





- A book bag
- 2 composition notebooks
- 2 folders (these will be used for homework)

The following should not be labeled with your child's name, as they will be community supplies:

- 1 pack of #2 pencils
- 2 large pink erasers
- 1 package of glue sticks (no liquid glue, please)
- 1 box of 16 crayons
- 2 boxes of tissues
- 1 package of baby wipes
- 1 package of plastic spoons
- 1 package of small paper plates
- 1 set of 4 dry-erase markers (the brand "Sharpie" works best)

Enjoy your summer and I look forward to meeting you in September!

Thank you!



2nd Grade School Supplies

Please have the following list of supplies ready for the first day of school. Please purchase only the things on the list. Extras will be returned home.

pencils – 20 plain yellow wooden pencils

eraser – large pink

scissors

6 LARGE glue sticks

plastic pencil box (2 ½ x 5 x 8 inches)

one box of 24 crayons – no larger!

a red pen - for correcting


2 marble composition notebooks

1 plastic pocket folder, labeled with your child's name

a book bag (no wheels please; they are unsafe on the stairs)

1 LARGE box of tissues to be shared in the classroom

1 LARGE package of baby wipes (to clean desks and hands)



Have a happy and healthy summer!

Mrs. Gravel

Ms. Keough

Welcome to 3rd Grade!

Neenos &
Paulsen

Dear Parents,

Welcome (a little early ☺) to third grade! We have come up with this packet in order to give your child a little 'jump start' to third grade. The 'vacation memory book' is meant to be done by your child over the summer. If you are not planning on going on a vacation over the summer, have your child use their imagination to write in it as if they were on an imaginary vacation! The vacation memory book will help your child jump into writing in September. Please remember to keep on reading with your child over the summer to ensure they do not fall behind in September. We have also attached a third grade supply list to help you shop for September.

Have a great summer vacation and we can't wait to see you in September!
- Mrs. Paulsen and Mrs. Neenos-Bishop

- ❖ One pencil box to markers, crayons, glue...
- ❖ 50 pencils
- ❖ 2 boxes of tissues
- ❖ 2 boxes of Zip Lock bags (one small and one large)
- ❖ 2 package of Clorox or Baby Wipes
- ❖ 1 package of index cards

Third Grade Supply List

Neeno
+
Paulsen

For Science (please label "Science")

- One **RED** two-pocket folder
- One **RED** spiral notebook

For Social Studies (please label "Social Studies")

- One **BLUE** two-pocket folder
- One **BLUE** spiral notebook

For Math (please be label "Math")

- One **GREEN** two-pocket folder
- One **GREEN** spiral notebook

For Reading

- One **YELLOW** two-pocket folder (please be label "Reading")
- One **YELLOW** spiral notebook

For Writing


- One Composition notebook
- One folder (this can be any color and/or can have any sort of design on it)

For Spelling

One spiral notebook (this can be any color and/or can have any sort of design on it). This will be left at home and brought in on Friday's to check the weeks spelling homework.

Two folders ~ one for **Seat Work**, and one for **Homework** (please label "Seat Work" and "Homework")... these two folders also may be any color and/or can have any sort of design on it.

- ❖ 8 Glue Sticks
- ❖ 1 Pair of Scissors
- ❖ 1 package of *thick* Crayola Markers
- ❖ 1 package of *thin* Crayola Markers
- ❖ 1 package of colored pencils
- ❖ 1 package of crayons



Trip Information

When did you leave on this trip?

Where are you going on this vacation?

Who is going on this trip with you?

How are you getting there?



What are you going to do when you get there?

What do you think will be the best part of the trip?



When are you going back home?

What is the weather like today?

Day

How do you feel today?

Where did you eat breakfast,
and what did you eat?

What did you do or
see this morning?

Where did you eat lunch,
and what did you eat?


What did you do or see this afternoon?

Where did you eat dinner,
and what did you eat?

What did you do or see this evening?

Where are you staying tonight?

What was the best thing that happened today?



What is the weather like today?

Day _____

How do you feel today?

Where did you eat breakfast,
and what did you eat?

What did you do or
see this morning?

Where did you eat lunch,
and what did you eat?

What did you do or see this afternoon?

Where did you eat dinner,
and what did you eat?

What did you do or see this evening?

Where are you staying tonight?

What was the best thing that happened today?



What is the weather like today?

Day _____

How do you feel today?

Where did you eat breakfast, and what did you eat?

What did you do or see this morning?

Where did you eat lunch, and what did you eat?

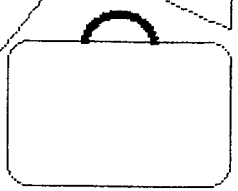
What did you do or see this afternoon?

Where did you eat dinner, and what did you eat?

What did you do or see this evening?

Where are you staying tonight?

What was the best thing that happened today?



What is the weather like today?

Day _____

How do you feel today?

Where did you eat breakfast,
and what did you eat?

What did you do or
see this morning?

Where did you eat lunch,
and what did you eat?

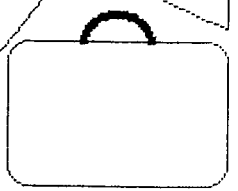
What did you do or see this afternoon?

Where did you eat dinner,
and what did you eat?

What did you do or see this evening?

Where are you staying tonight?

What was the best thing that happened today?



What is the weather like today?

Day _____

How do you feel today?

Where did you eat breakfast,
and what did you eat?

What did you do or
see this morning?

Where did you eat lunch,
and what did you eat?

What did you do or see this afternoon?


Where did you eat dinner,
and what did you eat?

What did you do or see this evening?

Where are you staying tonight?

What was the best thing that happened today?

Draw a Scene from Your Trip



This is a picture of

After the Trip

What was best part of the trip?

The best food on the trip was



What was the most interesting thing you did on your trip?

What was the funniest thing that happened on your trip?

Did you make some new friends on this trip?

What was the most interesting thing you saw on the trip?

What did you learn on the trip?

Where do you want to go on your next trip?

©EnchantedLearning.com

Eagle Point Elementary
School

Mrs Scotto's 4th Grade
Supply List

2010-2011 School

Year

Class Contributions

1. 2 package of loose leaf.
2. scissors
3. colored pencils
4. crayons (no larger than a box of 24)
5. glue stick
6. ruler (standard and metric, inches and cm)
7. 2 large boxes of kleenex
8. Container of liquid glue
9. 2 packages of 12 pencils

For Individual Use

10. 4 composition notebooks (composition; not wire)
11. 3 folders with pockets
12. 3 ½ 3 ring binder

During the summer remember to READ everyday, to review your addition, subtraction, multiplication, and division facts.

EAGLE POINT ELEMENTARY SCHOOL
5th Grade Supply List

1. 4 single subject notebooks (4 different colors/designs)
2. 4 folders with pockets (4 different colors/designs)
3. 1 composition notebook
4. 1 package of loose leaf
5. scissors
6. colored pencils
7. crayons (no larger than a box of 24)
8. pencils
9. blue or black pens (may be erasable)
10. 2 red pens
11. 1 highlighter
12. eraser
13. glue stick
14. ruler (standard and metric measurement, inch and, cm)
15. \$3.00 for Student Planner/Agenda
16. 1 large box of kleenix (for the class to share, another box will be requested as needed)
17. clipboard
18. water bottle
19. sweatshirt/sweater to leave in cubby (does not have to be new)

BINDERS and **MARKERS** are **NOT** necessary for school, please do not bring them to school!

During the summer remember to **READ** every day, to review your addition, subtraction, multiplication and division facts.

WELCOME TO



TEAM PLEAT!

Eagle Point Elementary School

Mrs. Pleat's School Supply List:

2010-2011

spleat@albany.k12.ny.us

sheletterysa@yahoo.com

1. *2 packs of loose leaf paper*
2. *1 pair of scissors*
3. *1 pack of colored pencils*
4. *1 pack of crayons*
5. *5 composition notebooks (no spiral notebooks please)*
 - a. *Please note: 1 must be red for writing*
 - b. *Please note: Additional notebooks will need to be purchased as the year progresses*
6. *5 pocket folders*
 - a. *Please note: 1 must be red for writing*
7. *1 pack of 2 glue sticks and 1 container of liquid glue*
8. *1 ruler*
9. *2 packs of 12 pencils*
10. *2 boxes of Kleenex tissues and 1 pack of baby wipes.*
 - a. *Please note: The tissues and baby wipes are collected for the class as a whole to use throughout the year.*
11. *2 packs of index cards {color and size does not matter}*
12. *Please try to keep a written notebook on your summer. It could be short stories, poetry, illustrations with a story...ect.. I have provide a notebook for you.*
13. **BE A KID AND GO OUTSIDE AND PLAY!!!!!!**

Remember to read and practice your math facts over the summer Here are some good websites to look at and use during your down time.

www.internet4classrooms.com

www.dosiety.com

www.kidsnumbers.com

http://edweb.tusd.k12.az.us/ekowalcz/math/elementary_web_sites.htm

<http://abcschoolhelp.com/index.shtml>

<http://kidsknowit.com>



From the Desk of *Mrs. Smith's* 6th grade

Greetings!

Listed below are the supplies needed for the upcoming 2010-2011 school year:

- ❖ 5 composition notebooks (reading, writing, math, science, social studies)
- ❖ 1 spiral notebook (Spanish)
- ❖ 6 two-pocket folders
- ❖ 2 boxes of black or blue pens
- ❖ 2 packs of mechanical no.2 pencils
- ❖ two boxes of Kleenex
- ❖ 2 packs of wide-ruled lined paper
- ❖ a box of crayons
- ❖ a box of colored pencils
- ❖ a box of markers
- ❖ scissors
- ❖ glue sticks
- ❖ ruler

Scannell's Supply list

Note to parents- All of the supplies that are listed are suggested items and are not mandatory purchases. I understand the price of school supplies and would ask that you attempt to at least buy pencils and notebooks. If you have any concerns, please contact me at scannell.bryan@gmail.com. I look forward to working with your son/daughter during the upcoming school year. Thanks so much!

Mr. S.

- At least 24-48 wooden pencils
- A handheld pencil sharpener (non-mechanical)
- A box of 12- 24 disposable pens (Bic, Papermate, or similar)
- Six single subject spiral notebooks, preferably solid colors
- Four composition notebooks (the type that paper does not tear out of)
- Four to six solid color folders, paper or plastic
- Two packages of loose leaf paper
- Package of four glue sticks, any brand
- One box of tissues
- Pencil case or pouch

Certain items may have to be replenished during the school year, especially paper, pencils/pens.